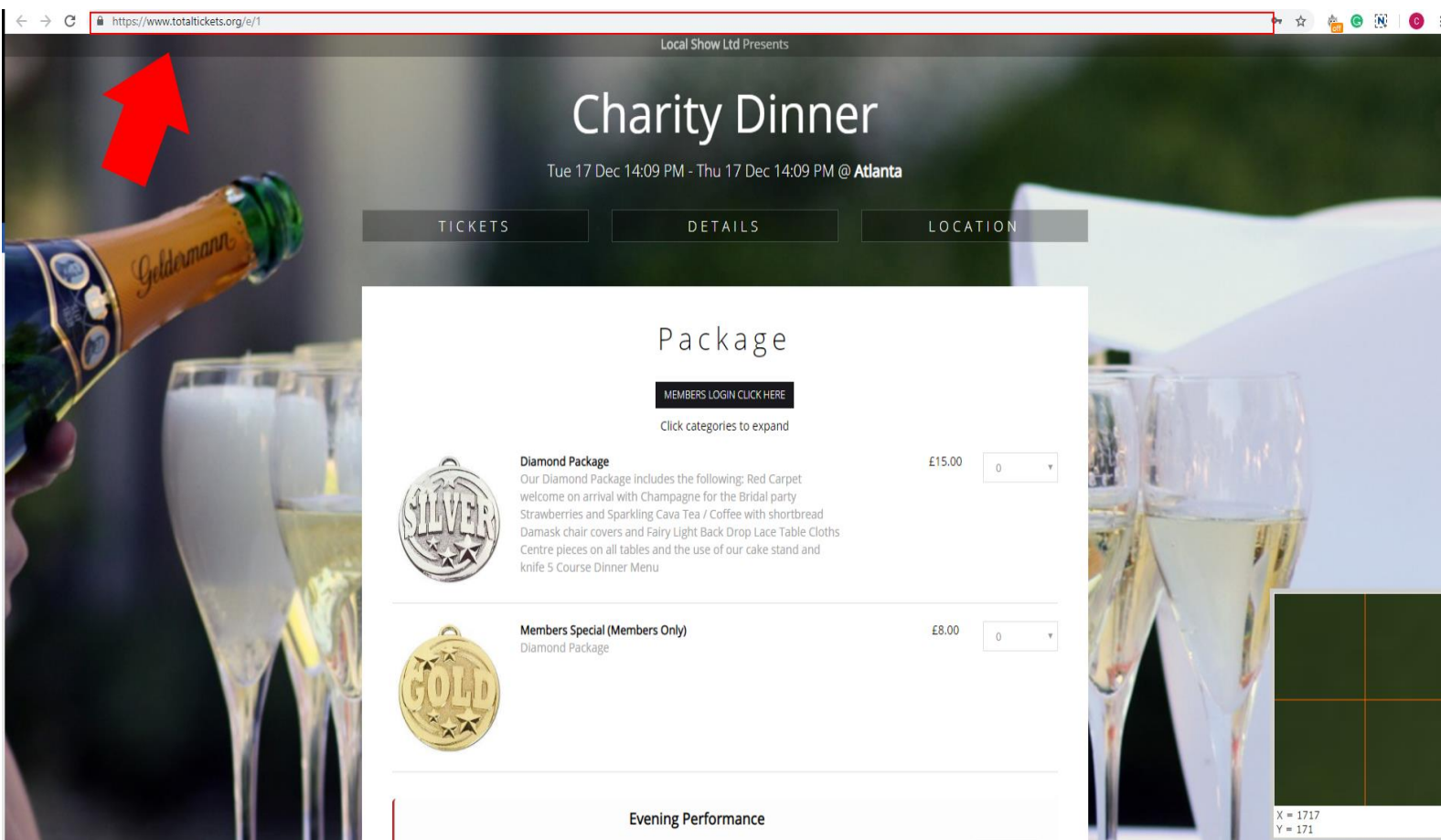


Promoting events through social media is become more and more popular in this digital age, as a result we put in some tools in the Total Ticket platform to make it easy to promote your events on Facebook.



## Linking your event page to Facebook

One of the easiest ways to advertise your event on Facebook is just to leave a link to it when you post a status on Facebook.

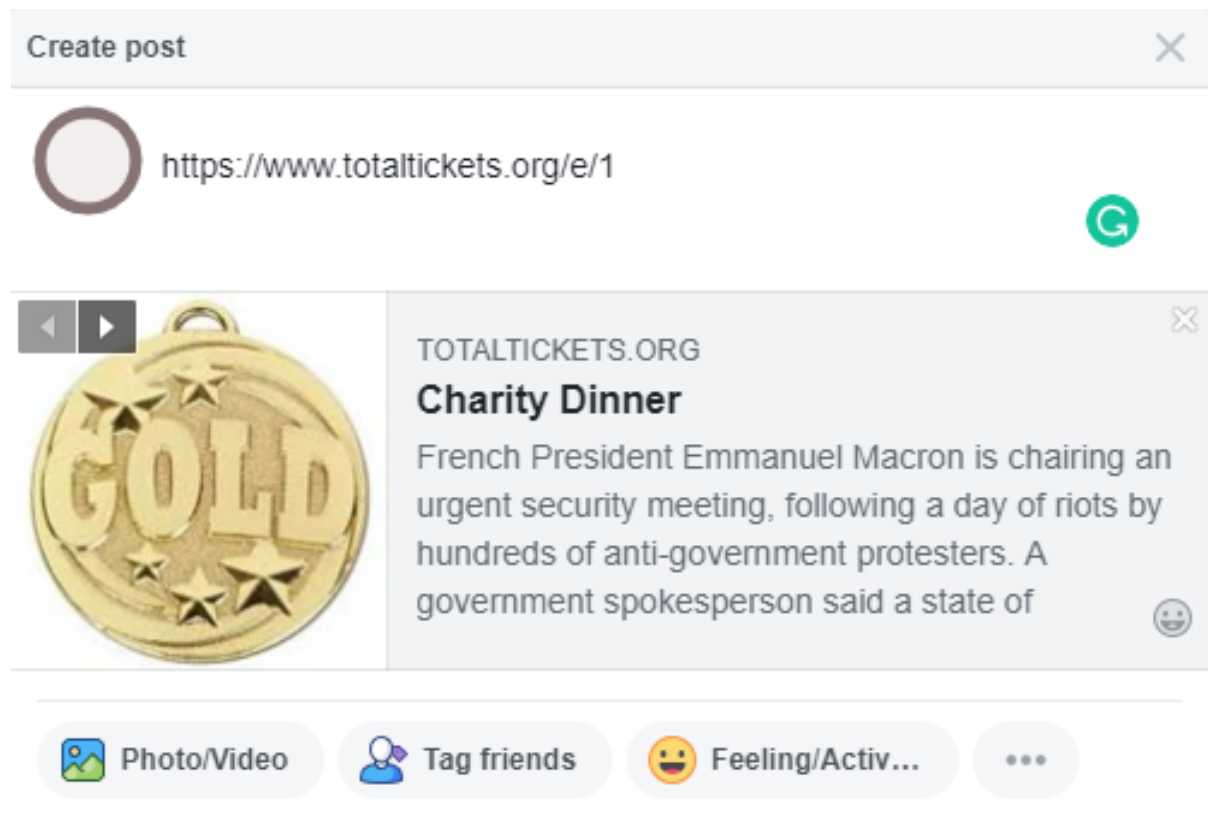
Go to your event page by clicking on the event that you want to see and then the event page link at the top of the page. Once the event page appears on screen. Look at the very top of your browser and look for the URL in the address bar it looks like this:



The screenshot shows a web browser window with the URL <https://www.totaltickets.org/e/1> in the address bar. The page title is "Charity Dinner" presented by "Local Show Ltd". The event dates are "Tue 17 Dec 14:09 PM - Thu 17 Dec 14:09 PM @ Atlanta". Navigation buttons for "TICKETS", "DETAILS", and "LOCATION" are visible. A red arrow points to the URL in the address bar. The "Package" section lists two options: "Diamond Package" for £15.00 and "Members Special (Members Only)" for £8.00. The Diamond Package includes a 5-course dinner menu, champagne, and other amenities. The Members Special includes the Diamond Package. An "Evening Performance" section is partially visible at the bottom.

Package	Price	Quantity
 <b>Diamond Package</b> Our Diamond Package includes the following: Red Carpet welcome on arrival with Champagne for the Bridal party Strawberries and Sparkling Cava Tea / Coffee with shortbread Damask chair covers and Fairy Light Back Drop Lace Table Cloths Centre pieces on all tables and the use of our cake stand and knife 5 Course Dinner Menu	£15.00	0
 <b>Members Special (Members Only)</b> Diamond Package	£8.00	0

Copy that URL into the status window in Facebook and write a little message or paragraph about your event and the event details.



You know you have done it right as Facebook will leave a little box underneath your link like the photo above showing you the page that the link goes to.

Once you are happy with your message then go ahead and post it. You have now advertised your event on Facebook.

If you have other events, then do the same with them as well.